



GAZCO

ELECTRIC STOVES AND FIRES



a warm welcome

It's never been easier to get the warm inviting atmosphere of a real flame fire with all the convenience, versatility and efficiency of electricity.

Using the latest flame-effect technology, Gazco has created a beautiful range of stoves and fires that provide a versatile and stunning focal point for any home – and all without the need for a chimney!

Whether you want to achieve a modern, contemporary look or a more classic, traditional interior, this brochure will help you make the right choice for your home.



Sheraton 5 Electric with Log & Pebble fuel effect on Amber flame setting. Shown with Grafton Limestone mantel



contents

Complete Peace of Mind	04
Creative Control	05

Traditional Electric Stoves

Chesterfield	06 - 07
Sheraton	08 - 09
Stockton.....	10 - 11
Marlborough2.....	12 - 13
Huntingdon.....	14 - 15

Contemporary Electric Stoves

Vogue Midi	16 - 17
Vogue Midi T	18 - 19
CL Stoves	20 - 21
Liberty 85	22 - 23

eReflex Electric Fires

eReflex 55RW & 75RW.....	24 - 35
eReflex 55RW.....	28 - 29
eReflex 75RW.....	28 - 29
eReflex 85RW & 110RW	30 - 31
eReflex 135RW & 150RW.....	32 - 33
eReflex 195RW.....	34 - 35

Logic2 Electric Fires.....

Logic2 Arts	36 - 43
Logic2 Arts	38 - 39
Logic2 Chartwell	40 - 41
Logic2 Wave	42 - 43

Technical Information.....

Technical Information.....	44 - 47
Stove Benches	48
eStudio Electric Fires	49
Onyx Electric Fires	50 - 51



eReflex 195RW with Oak Log-effect, shown as single-sided installation. Also shown: optional Mood Lighting system.

Front Cover Images; Left; Chesterfield 5 Electric. Right; eReflex 150RW with Oak Log-effect, shown as three-sided installation. Also shown: optional Mood Lighting system.

complete peace of mind

the gazco pedigree

When you choose Gazco, quality and technology are assured. From contemporary hang on the wall fires to traditional stoves, Gazco are committed to creating the ultimate in flame effect fires. Our research and development laboratories are amongst the most advanced in the industry, ensuring that the very latest innovations are incorporated into our products.

Gazco is part of the Stovax Group. We offer a prestigious product range, which includes everything from the traditional to the ultra-contemporary in a wide array of styles and sizes. Whether your choice is solid fuel, gas, or electric you can be sure to find a stove or fireplace from our range to add the perfect warmth and character to your home. Full details of the Stovax Group's range of products can be found at: www.stovax.com

Gazco is an ISO9001 and ISO14001 accredited company. Our rigorous quality control system ensures that all our appliances are safety checked and that they comply with the appropriate regulations, with all fires in this brochure bearing the UKCA and CE mark. Similarly, our environmental management systems ensure we work in a sustainable manner, whilst endeavouring to protect the environment by minimising any possible impact from our operations.



warranty information

Your Gazco retailer will provide you with a Two Year Warranty for your new electric fire providing it is registered with Gazco. Please note this warranty excludes certain consumable parts. Fires purchased outside of Gazco's Expert Retailer Network will carry a standard One Year Non-Extendable Warranty, or minimum statutory warranty for your country. Full warranty details, terms and conditions are available at: www.gazco.com



expert retailer network

We take great care to ensure that our fires are designed, tested and manufactured to the highest possible quality and safety standards. We are just as concerned to make certain that they are sold and installed correctly so that you will enjoy years of pleasure from your purchase.

Accordingly, you will find our products are only available from experienced, independent retailers who will be happy to show you a selection of models locally in their showrooms, often fully operational. These independent retailers will discuss your individual requirements covering both technical issues and design, to ensure that you select the most appropriate product for your home. They will also be able to advise on, or assist with, the installation process as well as help provide any after-sales support and servicing your appliance may require in the future.

Whilst we encourage our retailers to promote fireplace products and their outlets via the internet, we do not believe suitable levels of customer care and satisfaction can be obtained from purchasing the product only online and we would strongly recommend that you consider this when undertaking your research and making a purchasing decision. Furthermore, please be aware that we do not offer technical support (beyond our statutory responsibilities) to products bought via nationwide online sales, where this support would normally be offered by one of our qualified, independent retailers.

In addition, Gazco fires purchased from within our Expert Retailer Network will have the additional benefit of an extended warranty period, subject to terms and conditions. Full details can be found at: www.gazco.com

find your local retailer

You can find your nearest expert retailer by visiting: www.gazco.com/retailers



We are proud to have been recognised as an award-winning manufacturer, for our high-quality products and innovative technology. Find out more at gazco.com/awards



WIN the cost of your product back!

by registering your product online for your free extended warranty. See page 48 for details.

Logic2 Electric Chartwell with Polished effect front, Polished Steel effect frame, and Grey Pebble fuel bed on Amber flame setting.

creative control

All Gazco electric fires and stoves come with a Programmable Thermostatic Eco Remote Control. This easy-to-use handset gives you full control over a host of features, including temperature control as well as visuals.

flame options

Choose from Amber, Blue** or a combination depending on your mood, with five brightness settings for each colour.

chromalight fuel bed lighting

Choose from 13 vibrant Chromalight LED fuel bed colours on electric stoves and fires, or 8 for the eReflex RW range*. For added wow-factor, opt for a gradually changing spectrum of each.

thermostatic ambient heating

Set the optimum temperature for your room between 15°C and 25°C. The fire or stove will use its thermostat to manage heating power, reaching the desired temperature as efficiently as possible.

comfort temperature

Eco and Comfort settings allow you to adjust the thermostat by a further +/- 4°C for greater temperature control.

daily and weekly heating

Fires and stoves can be programmed to provide heat at certain times of the day or week, using the handset's Daily and Weekly Timer function.

heating advance mode

Heating cycles can be easily delayed or advanced if desired, without disrupting daily or weekly programming.

adaptive start control

Advanced thermostat technology allows the fire or stove to turn on up to 45 minutes in advance of a scheduled time to ensure the room is at the right temperature, when you want it to be.

open window detection

To save energy, a sudden drop in room temperature of 4°C due to an open window or door will cause the fire or stove to stop heating the room. Heating can be easily resumed by pressing the heat button again or closing the window.

Gazco's energy saving features ensure all models comply with stringent Ecodesign energy product standards.

app control

Gazco New Generation eReflex RW Fires also feature full app control! Available on iOS and Android devices, this app gives you complete access to all the features of your fire straight from your own phone or tablet.



Download the app using the QR code, or search for MusFlame on the App Store.
gazco.com/electricapp

*Available on electric stoves only. Also available on eStudio fires, shown on page 49.

SHOWROOM
EXCLUSIVE



Chesterfield 5 Electric with Log &
Pebble fuel effect on Amber flame setting

chesterfield 5 electric



View the Video

at www.gazco.com/chesterfieldelectric



Chesterfield 5 Electric with Log & Pebble fuel effect on Amber flame setting. Shown with Pembroke wooden mantel in warm white.



Chesterfield 5 Electric with Log & Pebble fuel effect on Amber flame setting.

Elegantly styled, yet decidedly sophisticated, the Chesterfield 5 Electric combines designer looks with traditional aesthetics. For unparalleled authenticity, the Chesterfield 5 features the same cast iron and heavy gauge steel construction used in its woodburning and gas versions. Inside, this advanced electric stove creates a superb flame picture thanks to the Chromalight technology and interchangeable, highly realistic log effects.

Finish
Matt Black

Heat Output
0.75 - 1.50kW
(or flame effect only)

Flame Visual Settings
Amber, Blue, or Amber
with Blue accent

Interchangeable Fuel Beds
Log & Pebble effect
Crystal Ice effect
Dimensions w x h x d (mm)
472 x 614 x 391



Programmable
Thermostatic
Eco Remote
Control

SHOWROOM
EXCLUSIVE



Sheraton 5 Electric with Log & Pebble fuel effect on Amber flame setting

sheraton 5 electric



View the Video

at www.gazco.com/sheratonelectric



Sheraton 5 Electric with Log & Pebble fuel effect on Amber with Blue accent flame setting



Sheraton 5 Electric with Log & Pebble fuel effect on Amber flame setting with Grafton Limestone mantel



The Sheraton 5 Electric stove brings style, elegance, and remarkably realistic flame visuals to any interior. Cast iron bevelling and corning to the door, top plate and base give this stove a classic but timeless appearance that will suit modern and traditional settings alike.

Featuring a choice of fuel effects alongside our Chromalight® Immersive LED systems, the Sheraton 5 Electric gives you a variety of display options that can be mixed and matched to create a bespoke focal point.

Finish
Matt Black

Heat Output
0.75 - 1.50kW
(or flame effect only)

Flame Visual Settings
Amber, Blue, or Amber with Blue accent

Interchangeable Fuel Beds
Log & Pebble effect
Crystal Ice effect
Dimensions w x h x d (mm)
458 x 614 x 371



Programmable
Thermostatic
Eco Remote
Control

stockton electric



Stockton2 Medium Electric with Log & Pebble fuel effect on Amber flame setting



Stockton2 Small Electric with Log & Pebble fuel effect on Amber flame setting

With their cast iron doors and heavy gauge steel bodies, Stockton stoves combine the classic looks of a woodburning stove with the ease and convenience of electric.

Featuring our advanced Chromalight® technology, the Stockton's flame effects are projected among the fuel bed for a three-dimensional visual, whilst the various fuel effect options are lit from above and below for increased realism. The range of LED colour settings and interchangeable fuel bed options gives you the freedom to tailor your stove's visuals to suit your mood.

Finish

Matt Black

Heat Output

1.00kW - 2.00kW
(or flame effect only)

Flame Visual Settings

Amber, Blue, or Amber with Blue accent

Interchangeable Fuel Beds

Log & Pebble effect
Crystal Ice effect

Dimensions w x h x d (mm)

Stockton2 Small: 438 x 525 x 338

Stockton 5: 481 x 544 x 337

Stockton2 Medium: 601 x 616 x 412



Programmable
Thermostatic
Eco Remote
Control



Stockton 5 Electric with Log & Pebble fuel effect on Amber flame setting

marlborough2 electric



Marlborough2 Small Electric with Log & Pebble fuel effect on Amber flame setting



Marlborough2 Medium Electric with Log & Pebble fuel effect on Amber flame setting

Country or city, traditional or contemporary, the innovative Marlborough2 Electric has the flexibility to suit your lifestyle and your décor. With their expansive viewing windows, enjoy the warming flame visuals with or without the heat from the comfort of your sofa.

Finish

Matt Black

Heat Output

1.00 - 2.00kW
(or flame effect only)

Flame Visual Settings

Amber, Blue, or Amber with Blue accent

Interchangeable Fuel Beds

Log & Pebble effect
Crystal Ice effect

Dimensions w x h x d (mm)

Small: 429 x 533 x 280

Medium: 600 x 583 x 380



Programmable
Thermostatic
Eco Remote
Control



huntingdon electric



Huntingdon 30 Electric with Tracery Door in Matt Black with Log & Pebble fuel effect on Amber flame setting



Huntingdon 20 Electric with Tracery Door in Matt Black with Log & Pebble fuel effect on Amber flame setting

The fine castings of the Huntingdon Electric range are brought alive with Gazco's Chromalight® technology, with each size offered in either clear door or tracery door versions.

Finish

Matt Black

Door Choice

Tracery Door
Clear Door

Heat Output

1.00 - 2.00kW
(or flame effect only)

Flame Visual Settings

Amber, Blue, or Amber with Blue accent

Interchangeable Fuel Beds

Log & Pebble effect
Crystal Ice effect

Dimensions w x h x d (mm)

20: 413 x 536 x 324
30: 560 x 592 x 351
40: 641 x 653 x 397

Programmable Thermostatic
Eco Remote Control





Huntingdon 40 Electric with Clear Door in Matt Black with Log & Pebble fuel effect on Amber flame setting. Shown with Claremont Limestone Mantel.

vogue midi electric



Vogue Midi Midline Electric with Log & Pebble fuel effect on Amber with Blue accent flame setting



Vogue Midi Electric with Log & Pebble fuel effect on Amber flame setting

The Vogue Midi is offered in two models including the taller Midline version, which can be stacked with logs to enhance the wood burner aesthetic. Our Chromalight® Immersive LED technology lets you control flame and ember bed lighting effects to create the perfect ambience in virtually any part of the home, with a choice of fuel effects that can be mixed and matched.

The Vogue Midi is compatible with our range of stove benches, for more information see page 48.

Finish

Matt Black

Heat Output

0.75 - 1.50kW
(or flame effect only)

Flame Visual Settings

Amber, Blue, or Amber with Blue accent

Interchangeable Fuel Beds

Log & Pebble effect
Crystal Ice effect

Dimensions w x h x d (mm)

Midi: 416 x 639 x 348
Midi Midline: 416 x 791 x 348



Programmable
Thermostatic
Eco Remote
Control



Vogue Midi Electric with Log & Pebble fuel effect on Amber flame setting

vogue midi t electric



View the Video

at www.gazco.com/electricvogue



Vogue Midi T Electric with Log & Pebble fuel effects and Amber and Blue accent flame setting.



Vogue Midi T Midline Electric with Log & Pebble Fuel effects and Amber flame setting.



Vogue Midi T Wall Hung Electric with Log & Pebble fuel effects and Amber and Blue accent flame setting.

The stylish Vogue Midi T range comprises a collection of tall contemporary stoves. All Vogue Midi T stoves feature windows on either side of the stove body to supplement the large front window, ensuring the display is visible from almost any angle in the room.

The Vogue Midi T can be selected as a plinth-mounted stove or in Midline log store versions. Alternatively, a statement wall-hung model creates a floating installation for a strikingly modern look. The Vogue Midi T can be enhanced with our range of stove benches, for more information see page 48.

Finish

Matt Black

Heat Output

0.75 - 1.50kW
(or flame effect only)

Flame Visual Settings

Amber, Blue, or Amber with Blue accent

Interchangeable Fuel Beds

Log & Pebble effect
Crystal Ice effect

Dimensions w x h x d (mm)

Midi T: 418 x 776 x 349

Midi T Midline: 418 x 928 x 349

Midi T Wall Mounted : 416 x 776 x 348 (360*)

*360mm is depth with wall mounted bracket.



Programmable
Thermostatic
Eco Remote
Control



Vogue Midi T Electric with Log & Pebble fuel effects on Amber with Blue accent flame setting

CL8 Electric with Log & Pebble fuel effect on Amber flame mounted on 100 Low Bench



CL electric



CL3 Electric with Log & Pebble fuel effect on Amber flame setting



CL5 Electric with Log & Pebble fuel effect on Amber flame setting



CL8 Electric with Log & Pebble fuel effect on Amber flame setting

Effortlessly bridging the gap between modern and traditional stove design, the CL Electric range balances simplicity with subtle details. CL electric stoves feature our remote controlled Chromalight LED lighting systems for extraordinarily realistic flame and ember visuals, with an assortment of fuel effects to choose from. Choose from three stove sizes to complement your home, each featuring a high quality cast iron and steel construction. CL stoves can be further enhanced with our stove benches shown on page 48.

Finish
Matt Black

Heat Output
1.00 – 2.00kW
(or flame effect only)

Flame Visual Settings
Amber, Blue, or Amber with Blue accent

Interchangeable Fuel Beds
Log & Pebble effect
Crystal Ice Effect

Dimensions w x h x d (mm)
CL3: 371 x 541 x 313
CL5: 416 x 552 x 333
CL8: 553 x 604 x 374



Programmable
Thermostatic
Eco Remote
Control



Liberty 85 Black on 120
High Stove Bench

liberty 85 electric



View the Video

at www.gazco.com/liberty85



Liberty 85 Electric in Black with matching curved Black Bench, with Log & Pebble fuel effect and Amber flame setting



Liberty 85 Electric in White with matching White Plinth, with Log & Pebble fuel effect and Amber with Blue accent flame setting



Liberty 85 Electric in Black on shelf

Designed to make a statement, the Liberty 85 Electric stove combines bold design language, advanced technologies, and a range of customisable options. Chromalight technology projects vivid flame visuals among the glowing fuel bed for a deep, three-dimensional display. Two sophisticated finishes along with a selection of mounting options give you the freedom to choose the Liberty 85's look. Choose from either black or white front finishes, along with matching Plinth and Bench mounts to elevate this designer electric stove. The Liberty 85 can also be combined with a number of our Stove Benches shown on page 48. Additional images shown on page 48.

Finish

Black or White

Heat Output

1.00 – 2.00kW
(or flame effect only)

Flame Visual Settings

Amber, Blue, or Amber with Blue accent

Interchangeable Fuel Beds

Log & Pebble effect
Crystal Ice effect

Dimensions w x h x d (mm)

Liberty 85: 1110 x 596 x 300

Liberty 85 with matching Plinth: 1305 x 649 x 585

Liberty 85 with matching curved Bench: 1350 x 896 x 396



Programmable
Thermostatic
Eco Remote
Control

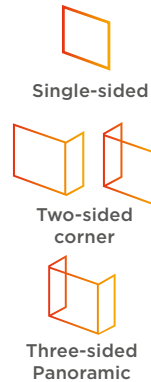
eReflex RW new generation



versatile installation options

Fireside comfort come rain or shine – the new generation eReflex range effortlessly combines adaptability with convenient heat.

The eReflex is available in two square and five landscape sizes, allowing you to find the perfect fit to create a statement centrepiece in your home. All sizes of eReflex are easily configurable as one-sided, two-sided, or three-sided fires.




Choose your eReflex

immersive lighting system

eReflex fires use Gazco's Chromalight lighting system to create a mesmerising display with almost endless possibilities. Vivid flame effects are projected to appear amongst the fuel bed for a deep, three-dimensional display and can be set to natural amber, striking blue or even a combination of the two. Each flame colour is enhanced with downlighting, bathing the fuel bed in your choice of warming amber or cool white, for a truly immersive visual. Eight fuel bed lighting colours illuminate the fuel effects from below, providing relaxing, mood-enhancing ambience. Fuel bed lighting can also transition through each vivid colour for a gradually changing spectrum, providing the ultimate wow factor.

optional mood lighting system

An optional mood lighting system lets you enhance your space, with up to 6 metres of LED lighting for accompanying shelves or around your TV. This kit offers 13 different lighting colours plus a gradually changing spectrum mode to complement your fire, or even your home's décor.



key features

- Can be easily configured as a three-sided, two-sided, or single-sided fire
- Chromalight® LED System
- Comes with life-like Oak Log effect, or the alternative Crystal Ice effect
- Pulsing glowing embers for realism
- Three flame colour choices including amber, amber with blue accent, and blue
- Downlighting illuminates fuel effects with lighting to complement flames
- Eight fuel bed lighting colours, plus cycling spectrum mode
- Programmable Thermostatic Eco Remote Control
- App control on iOS & Android devices
- Up to 2kW programmable heating
- Ecodesign Energy Saving Features
- Optional Mood Lighting System
- Flames can be enjoyed with or without the heat



View the full brochure by visiting gazco.com/brochures



eReflex 195RW with Oak Log-effect, shown as two-sided installation



View the Video at www.gazco.com/ereflexrw

 **View the Video**
at www.gazco.com/ereflexrw



View the full brochure by
visiting gazco.com/brochures

eReflex RW - ambience on command



The eReflex's app control function puts a range of visual and heating capabilities in the palm of your hand. With a simple swipe of your Android or IOS device, you can personalise your fireside experience.

Finer Tuning

The app displays all settings clearly on your smart phone or tablet, giving you precision control over the fire's Chromalight® LED systems. Lighting settings are easily adjustable thanks to the app's slider controls.

Programmable thermostatic heating and flame visuals

With the app, you have the added functionality of being able to easily program your fire to provide different heating schedules. Create up to four daily heating schedules to suit your lifestyle, with room to save up to three weekly programs.

See additional images on page 3 and front cover. For detailed technical information see page 46.

Lighting and Heat Timer

On the app, the eReflex's heat and lighting functions can be set to turn on according to a timer, independently from each other. Set a time to switch on the heat, or opt for the lighting effects alone for a fireside glow in the warmer months without the heat output. The eReflex range is also controllable via the Eco Remote Control.

Download the app by searching for MusFlame on the App Store or visit gazco.com/electricapp

View the eReflex New Generation Brochure by scanning the QR code or visiting gazco.com/brochures



eReflex 55RW & 75RW electric



View the Video
at www.gazco.com/ereflexrw



eReflex 55RW with oak Log-effect, shown as two-sided installation



eReflex 75RW with Oak Log-effect shown as single-sided installation and Claremont Limestone mantel

- Choice of fuel effects including life-like Oak Log, or alternative Crystal Ice
- Three flame colour choices: amber, amber with blue accent, and blue
- Downlighting illuminates fuel effect with lighting to complement flames
- Eight fuel bed lighting colours, plus cycling spectrum mode
- Programmable Thermostatic Eco Remote Control plus app control on iOS and Android devices
- Flames and lighting can be enjoyed with or without the heat
- Optional Mood Lighting System
- Compatible with Gazco stone mantels**

Heat Output

1.00-2.00kW
(or flame effect only)

Flame Visual Settings

Amber, Blue, or Amber with Blue accent

Interchangeable Fuel Beds

Log effect
Crystal Ice

Dimensions w x h x d (mm)

eReflex 55RW: 555 x 555 x 175*
eReflex 75RW: 755 x 755 x 175*



Programmable
Thermostatic
Eco Remote
Control



*Dimensions in mm given are those overall visible upon installation.
For technical information, see page 46.

For information on the remote control features see page 5.

eReflex 75RW with Log Effect, installed as a two-sided fire shown with optional mood lighting system





eReflex 85RW with Oak Log-effect shown
as two-sided installation

eReflex 85RW & 110RW electric



View the Video
at www.gazco.com/ereflexrw



eReflex 110RW with oak Log-effect, shown as three-sided with optional mood lighting system



eReflex 85RW with oak log effect, installed as inset fire

- Choice of fuel effects including life-like Oak Log, or alternative Crystal Ice
- Three flame colour choices: amber, amber with blue accent, and blue
- Downlighting illuminates fuel effect with lighting to complement flames
- Eight fuel bed lighting colours, plus cycling spectrum mode
- Programmable Thermostatic Eco Remote Control plus app control on iOS and Android devices
- Flames and lighting can be enjoyed with or without the heat
- Optional Mood Lighting System
- Media wall compatible**

**See page 46 for information on media walls

Heat Output
1.00-2.00kW
(or flame effect only)

Flame Visual Settings
Amber, Blue, or Amber with Blue accent

Interchangeable Fuel Beds
Log effect
Crystal Ice

Dimensions w x h x d (mm)
eReflex 85RW: 855 x 380 x 175*
eReflex 110RW: 1105 x 380 x 175*



Programmable
Thermostatic
Eco Remote
Control



*Dimensions in mm given are those overall visible upon installation.
For technical information, see page 46.

For information on the remote control features see page 5.

eReflex 135RW & 150RW electric



View the Video

www.gazco.com/ereflexrw



eReflex 135RW with Oak Log-effect shown as three-sided installation



eReflex 135RW with Oak Log-effect shown as single-sided installation

- Choice of fuel effects including life-like Oak Log, or alternative Crystal Ice
- Three flame colour choices: amber, amber with blue accent, and blue
- Downlighting illuminates fuel effect with lighting to complement flames
- Eight fuel bed lighting colours, plus cycling spectrum mode
- Programmable Thermostatic Eco Remote Control plus app control on iOS and Android devices
- Flames and lighting can be enjoyed with or without the heat
- Optional Mood Lighting System
- Media wall compatible**

Heat Output

1.00-2.00kW
(or flame effect only)

Flame Visual Settings

Amber, Blue, or Amber with Blue accent

Interchangeable Fuel Beds

Log effect
Crystal Ice

Dimensions w x h x d (mm)

eReflex 135RW: 1355 x 380 x 175*
eReflex 150RW: 1505 X 380 X 175*



Programmable
Thermostatic
Eco Remote
Control



*Dimensions in mm given are those overall visible upon installation.
For technical information, see page 46.

For information on the remote control features see page 5.

**See page 46 for information on media walls

eReflex 150RW installed as
three-sided with optional
mood lighting kit





eReflex 195RW with Oak Log-effect shown as three-sided installation Also shown optional Mood Lighting system

eReflex 195RW electric



View the Video
at www.gazco.com/ereflexrw



eReflex 195RW with Oak Log-effect shown as single-sided installation
Also shown optional Mood Lighting system

- Choice of fuel effects including life-like Oak Log, or alternative Crystal Ice
- Three flame colour choices: amber, amber with blue accent, and blue
- Downlighting illuminates fuel effect with lighting to complement flames
- Eight fuel bed lighting colours, plus cycling spectrum mode
- Programmable Thermostatic Eco Remote Control plus app control on iOS and Android devices
- Flames and lighting can be enjoyed with or without the heat
- Optional Mood Lighting System
- Media wall compatible**

**See page 46 for information on media walls

Heat Output

1.00-2.00kW
(or flame effect only)

Flame Visual Settings

Amber, Blue, or Amber with Blue accent

Interchangeable Fuel Beds

Log effect
Crystal Ice

Dimensions w x h x d (mm)

eReflex 195RW: 1955 x 380 x 175*



Programmable
Thermostatic
Eco Remote
Control



*Dimensions in mm given are those overall visible upon installation.
For technical information, see page 46.

For information on the remote control features see page 5.



Logic2 Electric Chartwell with Brushed Steel Effect Frame, Highlight Polished Front and Grey Pebble fuel bed on Amber flame setting. Shown with Claremont Limestone mantel, Stovax Burlington Cast front and Polished Insert Panel.

logic2 electric fires

Featuring advanced LED technology, the Logic2 Electric Inset fire range offers captivating, life-like flame visuals for instant fireside ambience. Designed to fit easily into a standard fireplace opening, 3" rebated mantel with slip or simply against a flat wall using the optional spacer frame, this versatile fire can be enjoyed in almost any interior setting.

The Logic2 features various LED flame effects including deep amber, cool blue or a combination of the two. Using the handset that gives you full control over the fire's features, the Logic2's flames can be set to five brightness settings and can also be displayed with or without the heat if desired.

The Logic2's Programmable Thermostatic Eco handset also offers a number of convenient options, including Daily and Weekly scheduling.

This advanced handset also includes various energy saving features which make it Ecodesign compliant. For more information see page 5.



These stylish electric fires come complete with three easily interchangeable fuel beds which each add a unique aesthetic. The log arrangement creates a traditional woodburning look, or, switch to either white and clear stones or grey pebbles for a strikingly contemporary aesthetic.

The versatile Logic2 has a choice of modern and traditionally styled frames and fronts (shown on the following pages) that allow you to customise your fire to suit your home.

three interchangeable fuel effects



Log-effect



White & Clear Stones



Grey Pebbles



Logic2 Electric Wave with Polished Steel Effect Frame, Polished Front and Log-effect fuel bed on Amber flame setting. Shown with White Brompton wooden mantel from Stovax.

Logic2 Electric Arts with Highlight Polished front, Brushed Steel effect frame and White & Clear Stones fuel bed on mixed flame effect setting. Also shown: Art Deco wooden mantel in white, available from Stovax.



logic2 arts



Logic2 Electric Arts with Matt Black front, Brushed Steel effect frame, & White & Clear Stone fuel bed on Blue flame setting. Shown with optional Spacer Frame.



Logic2 Electric Arts with Polished Brass effect fret & frame with Log-effect fuel bed on Amber flame setting.



Logic2 Electric Arts with Polished effect fret, Polished Steel effect frame and Log-effect fuel bed on Amber flame setting.

Taking its design origins from the Arts and Crafts movement in the early twentieth century, the Logic2 Arts embraces simplicity and clean styling. Available in a range of front and frame finishes, the Arts can be selected in a variety of combinations to suit your tastes. Using the optional spacer frame the Arts can also be installed without having to be inset into a wall, minimising building work.

* Dimensions given are those overall visible upon installation. For detailed technical information see page 47.

Finish Combinations

Frame Choice	Front Choice
Matt Black	Matt Black
	Brass effect
	Polished effect
	Highlight Polished
Brass effect	Brass effect
Polished Steel effect	Matt Black
	Polished effect
	Highlight Polished
Brushed Steel effect	Matt Black
	Polished effect
	Highlight Polished

Heat Output

1.00 - 2.00kW
(or flame effect only)

Flame Visual Settings

Amber, Blue or mixed

Interchangeable Fuel Beds

Log-effect
White & Clear Stones
Grey Pebbles

Dimensions w x h (mm)*

510 x 609



Programmable
Thermostatic
Eco Remote
Control

logic2 chartwell



Logic2 Electric Chartwell with Matt Black front and frame, with White & Clear Stone fuel bed on mixed flame effect setting.



Logic2 Electric Chartwell with Polished effect front, Polished Steel effect frame, and Log-effect fuel bed on Blue flame setting.



Logic2 Electric Chartwell with Polished-effect Brass front and frame, with Log-effect fuel bed on Amber flame setting.

The elegant Logic2 Chartwell instantly evokes the heritage and classical styling of a traditional fireplace. Available in various front and frame finishes, the Chartwell can be combined with Gazco's many mantels, fronts and insert panels to create the perfect fireplace for your home.

For easy installation, each frame choice can be used with the optional spacer frame which allows the Logic2 to be fitted directly against a flat wall. Additional image shown on page 5.

* Dimensions given are those overall visible upon installation. For detailed technical information see page 47.

Finish Combinations

Frame Choice	Front Choice
Matt Black	Matt Black
	Brass effect
	Polished effect
	Highlight Polished
Brass effect	Brass effect
Polished Steel effect	Matt Black
	Polished effect
	Highlight Polished
Brushed Steel effect	Matt Black
	Polished effect
	Highlight Polished

Heat Output

1.00 - 2.00kW
(or flame effect only)

Flame Visual Settings

Amber, Blue or mixed

Interchangeable Fuel Beds

Log-effect
White & Clear Stones
Grey Pebbles

Dimensions w x h (mm)*

510 x 609



Programmable
Thermostatic
Eco Remote
Control



Logic2 Electric Chartwell with Highlight Polished front, Matt Black frame, and Grey Pebble fuel bed on Amber flame setting. Shown with Stovax Malmo wooden mantel**.

***Mantel available to UK mainland only.*



Logic2 Electric Wave with Polished Steel Effect frame, Matt Black front with Log-effect fuel bed on Amber flame setting. Shown with Malmo wooden mantel** in White from Stovax.

**Mantel available to UK mainland only.

logic2 wave



Logic2 Electric Wave with Matt Black frame and front with White & Clear Stone fuel bed on Blue flame setting.



Logic2 Electric Wave with Polished Steel Effect frame, Polished effect front with Grey Pebble fuel bed on Amber flame setting.

Blending modern and traditional styling, the Logic2 Wave features smooth lines and refined curves, suiting both contemporary and period interiors alike. The Wave can be selected in Black, Polished Steel, Brushed Steel and Brass with the option to combine different frame and front finishes for unique styling. Logic2 Wave fires are available with an optional spacer frame which allows the fire to be quickly and easily fitted onto a flat wall, if desired.

* Dimensions given are those overall visible upon installation. For detailed technical information see page 47.

Finish Combinations

Frame Choice	Front Choice
Matt Black	Matt Black
	Brass effect
	Polished effect
	Highlight Polished
Brass effect	Brass effect
Polished Steel effect	Matt Black
	Polished effect
	Highlight Polished
Brushed Steel effect	Matt Black
	Polished effect
	Highlight Polished

Heat Output

1.00 - 2.00kW
(or flame effect only)

Flame Visual Settings

Amber, Blue or mixed

Interchangeable Fuel Beds

Log-effect
White & Clear Stones
Grey Pebbles

Dimensions w x h (mm)*

510 x 609



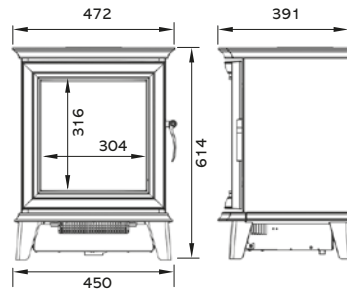
Programmable
Thermostatic
Eco Remote
Control

technical information - electric stoves

chesterfield 5

Code	Model	Fuel Effect	Heat Output
605-850	Chesterfield 5	Various	0.75 - 1.50kW

Weight: 56kg

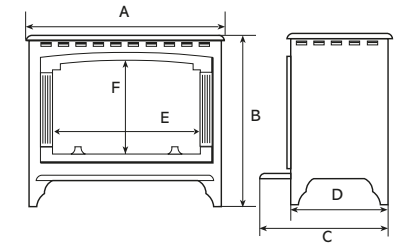


marlborough2

Code	Model	Fuel Effect	Heat Output
659-085	Small	Various	1.00 - 2.00kW
659-112	Medium	Various	1.00 - 2.00kW

Dimensions (mm)

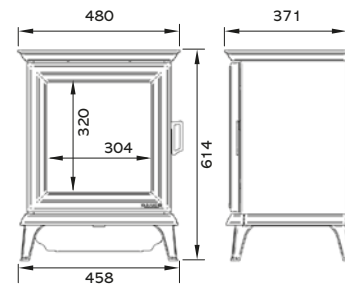
	A	B	C	D	E	F	Weight
Small	429	558	355	280	232	211	33kg
Medium	600	583	406	330	398	241	50kg



sheraton 5

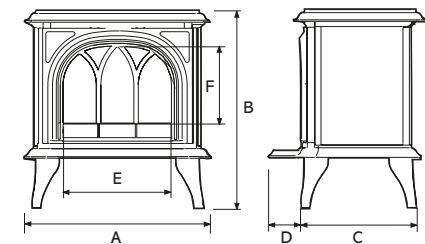
Code	Model	Fuel Effect	Heat Output
605-832	Sheraton 5	Various	0.75 - 1.50kW

Weight: 55kg



huntingdon

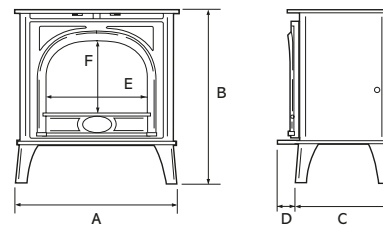
Code	Model	Fuel Effect	Door Type	Heat Output
615-258	20	Various	Tracery	1.00 - 2.00kW
615-011	20	Various	Clear	1.00 - 2.00kW
615-285	30	Various	Tracery	1.00 - 2.00kW
615-094	30	Various	Clear	1.00 - 2.00kW
615-302	40	Various	Tracery	1.00 - 2.00kW
615-123	40	Various	Clear	1.00 - 2.00kW



stockton2 and stockton 5

Code	Model	Fuel Effect	Heat Output
604-144	Small	Various	1.00 - 2.00kW
604-172	5	Various	1.00 - 2.00kW
604-203	Medium	Various	1.00 - 2.00kW

Dimensions (mm)	A	B	C	D	E	F	Weight
Small	438	525	289	49	232	220	50kg
5	481	544	273	64	267	212	55kg
Medium	601	617	347	65	398	258	72kg



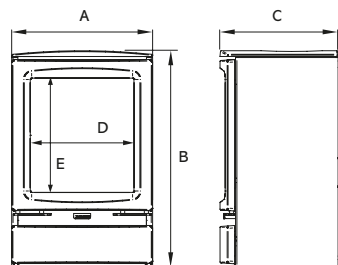
Dimensions (mm)

	A	B	C	D	E	F	Weight
20	413	536	324	62	234	223	35kg
30	560	592	351	96	323	230	52kg
40	641	653	397	99	402	265	59.5kg

vogue midi

Code	Model	Fuel Effect	Heat Output
663-806	Midi	Various	0.75 - 1.50kW
663-834	Midi Midline	Various	0.75 - 1.50kW

Dimensions (mm)	A	B	C	D	E	Weight
Midi	416	639	348	306	337	42kg
Midi Midline	416	791	348	306	337	48kg

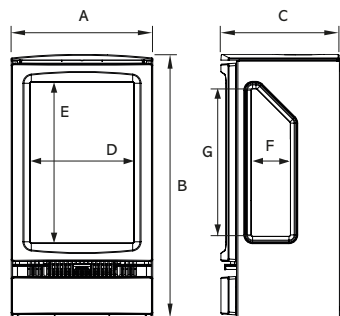


vogue midi t

Code	Model	Fuel Effect	Heat Output
663-819	Midi T	Various	0.75 - 1.50kW
663-851	Midi T Midline	Various	0.75 - 1.50kW
663-860	Midi T Wall Mounted	Various	0.75 - 1.50kW

Dimensions (mm)	A	B	C	D	E	F	G	Weight
Midi T	417	776	348	306	475	115	434	38kg
Midi T Midline	417	927	348	306	475	115	434	44kg
Midi T Wall Mounted	417	776	348*	306	475	115	434	44kg

*360mm is depth with wall mounting bracket.

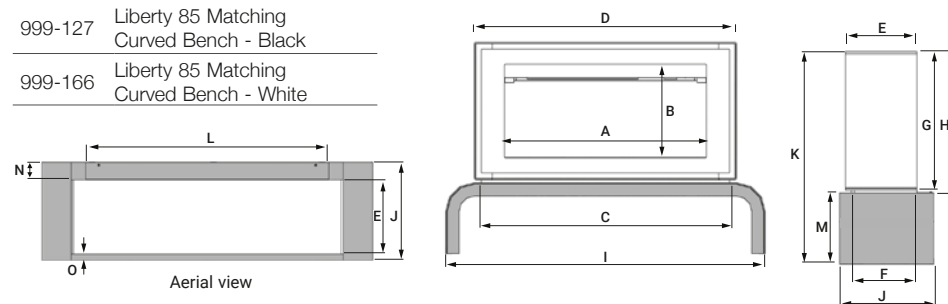


liberty 85

Code	Model	Colour	Fuel Effect	Heat Output
610-107	Liberty 85 - Black	Black (front)	Various	2.00kW
610-126	Liberty 85 - White	White (front)	Various	2.00kW

Plinth & Bench Mounting Choice

999-048	Liberty 85 Plinth - Black
999-087	Liberty 85 Plinth - White
999-127	Liberty 85 Matching Curved Bench - Black
999-166	Liberty 85 Matching Curved Bench - White

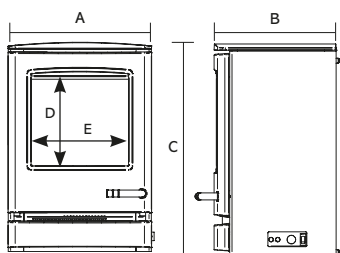


	A	B	C	D	E	F	G	H	I	J	K	L	M	N	O	Weight
Liberty 85 on Matching Curved Bench	855	396	1050	1110	300	275	584	596	1350	396	896	991	300	71	27	132kg
Liberty 85 on Plinth	855	396	1050	1110	300	275	584	596	1305	585	649	991	53	71	114	118kg
Liberty 85 (without Plinth or Bench)	855	396	1050	1110	300	275	584	596	-	-	-	-	-	-	-	107kg

CL

Code	Model	Fuel Effect	Heat Output
YM681-196	CL3	Various	1.00 - 2.00kW
YM681-331	CL5	Various	1.00 - 2.00kW
YM681-374	CL8	Various	1.00 - 2.00kW

Dimensions (mm)	A	B	C	D	E	Weight
CL3	371	313	541	244	252	40kg
CL5	416	333	552	244	311	44kg
CL8	553	374	604	274	427	47kg



technical information - electric fires

eReflex electric

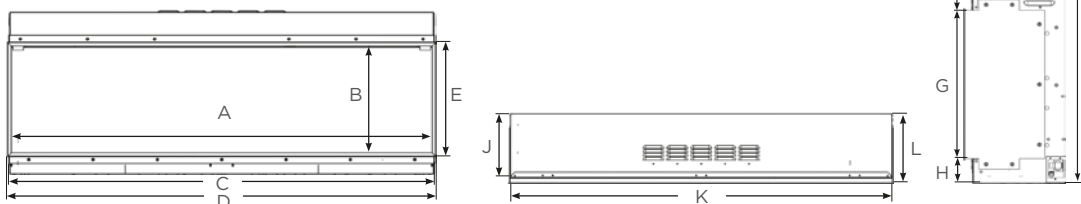
Description	Product Code	Flame Viewing Area (w x h)	Heat Output
eReflex 55RW Electric Fire	210-116	555 x 555mm	Up to 2.00kW
eReflex 75RW Electric Fire	210-121*	755 x 755mm	Up to 2.00kW
eReflex 85RW Electric Fire	210-130*	855 x 380mm	Up to 2.00kW
eReflex 110RW Electric Fire	210-142*	1105 x 380mm	Up to 2.00kW
eReflex 135RW Electric Fire	210-153*	1355 x 380mm	Up to 2.00kW
eReflex 150RW Electric Fire	210-177	1505 x 380mm	Up to 2.00kW
eReflex 195RW Electric Fire	210-164	1955 x 380mm	Up to 2.00kW

* Whilst Stocks Last

optional mood lighting

Description	Product Code
Optional Mood Lighting Kit	923-835

fire dimensions (All dimensions in mm)



	A	B	C	D	E	F	G	H	I	J	K	L
eReflex 55RW	555	555	573	583	583	135	573	67	775	282	567	302
eReflex 75RW	755	755	773	783	783	111	773	67	950	282	767	302
eReflex 85RW	855	380	873	883	408	111	398	67	575	252	867	272
eReflex 110RW	1105	380	1123	1133	408	111	398	67	575	252	1117	272
eReflex 135RW	1355	380	1373	1383	408	111	398	67	575	252	1367	272
eReflex 150RW	1505	380	1523	1533	408	111	398	67	575	252	1517	272
eReflex 195RW	1955	380	1973	1983	408	111	398	67	575	252	1967	272



Suggested TV and eReflex combinations

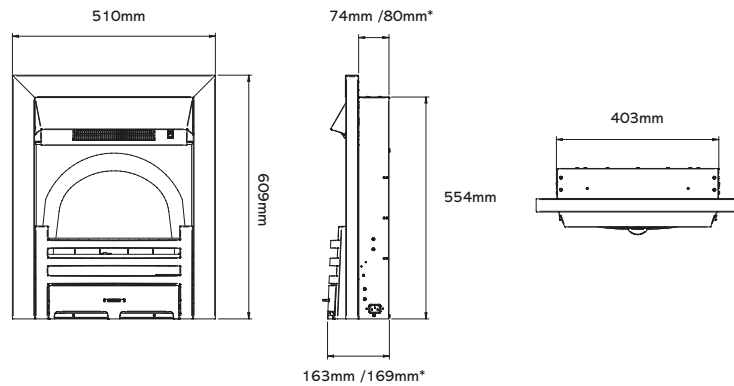
Product	TV Size*
eReflex 85RW	32" – 43"
eReflex 110RW	43" – 55"
eReflex 135RW	50" – 65"
eReflex 150RW	55" – 65"
eReflex 195RW	65" – 75"



*TV sizes refer to the standard diagonal screen dimension that TV manufacturers state when describing the size of their products. If sizing your existing flat screen TV, measure diagonally from the top left of the screen to the bottom right to find the TV's advertised size. We also recommend measuring the width and height of your TV if lining it up with the eReflex below.

logic2 electric

arts, wave & chartwell frame dimensions



* The depth of the Logic2 Electric fires are increased by 6mm when using an optional spacer frame.

Product Code	Front	Frame Finish	Front Finish	Heat Output
--------------	-------	--------------	--------------	-------------

arts fire information

201-005**	Arts	Matt Black	Matt Black	1.00 - 2.00kW
201-038**	Arts	Matt Black	Brass Effect	1.00 - 2.00kW
201-081**	Arts	Matt Black	Polished Effect	1.00 - 2.00kW
201-099**	Arts	Matt Black	Highlight Polished	1.00 - 2.00kW
201-132**	Arts	Brass Effect	Brass Effect	1.00 - 2.00kW
201-148**	Arts	Polished Steel Effect	Matt Black	1.00 - 2.00kW
201-173**	Arts	Polished Steel Effect	Polished Effect	1.00 - 2.00kW
201-197**	Arts	Polished Steel Effect	Highlight Polished	1.00 - 2.00kW
201-222**	Arts	Brushed Steel Effect	Matt Black	1.00 - 2.00kW
201-236**	Arts	Brushed Steel Effect	Polished Effect	1.00 - 2.00kW
201-401**	Arts	Brushed Steel Effect	Highlight Polished	1.00 - 2.00kW

Product Code	Front	Frame Finish	Front Finish	Heat Output
--------------	-------	--------------	--------------	-------------

wave fire information

201-416**	Wave	Matt Black	Matt Black	1.00 - 2.00kW
201-504**	Wave	Matt Black	Brass Effect	1.00 - 2.00kW
201-360**	Wave	Matt Black	Polished Effect	1.00 - 2.00kW
201-384**	Wave	Matt Black	Highlight Polished	1.00 - 2.00kW
201-688**	Wave	Brass Effect	Brass Effect	1.00 - 2.00kW
201-717**	Wave	Polished Steel Effect	Matt Black	1.00 - 2.00kW
201-591**	Wave	Polished Steel Effect	Polished Effect	1.00 - 2.00kW
201-828**	Wave	Polished Steel Effect	Highlight Polished	1.00 - 2.00kW
201-757**	Wave	Brushed Steel Effect	Matt Black	1.00 - 2.00kW
201-269**	Wave	Brushed Steel Effect	Polished Effect	1.00 - 2.00kW
201-323**	Wave	Brushed Steel Effect	Highlight Polished	1.00 - 2.00kW

chartwell fire information

201-742**	Chartwell	Matt Black	Matt Black	1.00 - 2.00kW
201-708**	Chartwell	Matt Black	Brass Effect	1.00 - 2.00kW
201-655**	Chartwell	Matt Black	Polished Effect	1.00 - 2.00kW
201-626**	Chartwell	Matt Black	Highlight Polished	1.00 - 2.00kW
201-554**	Chartwell	Brass Effect	Brass Effect	1.00 - 2.00kW
201-511**	Chartwell	Polished Steel Effect	Matt Black	1.00 - 2.00kW
201-392**	Chartwell	Polished Steel Effect	Polished Effect	1.00 - 2.00kW
201-314**	Chartwell	Polished Steel Effect	Highlight Polished	1.00 - 2.00kW
201-293**	Chartwell	Brushed Steel Effect	Matt Black	1.00 - 2.00kW
201-024**	Chartwell	Brushed Steel Effect	Polished Effect	1.00 - 2.00kW
201-070**	Chartwell	Brushed Steel Effect	Highlight Polished	1.00 - 2.00kW

optional spacer frame†

901-815	Logic2 Electric Arts, Chartwell & Wave Spacer Frame - Black
---------	---

** Whilst Stocks Last | † Logic2 Electric Spacer Frame is for use when installing onto a flat wall.

further information

stove benches

These versatile steel benches are compatible with the Vogue, CL, and Liberty 85 stoves. With a variety of sizes they offer greater design possibilities such as central or offset stove positioning, expanding your styling options.



Liberty 85 Electric in White with Log & Pebble fuel effect and Amber flame setting, on a 120 Low Deep Bench



Product Code	Bench	W (mm)	H (mm)	D (mm)
RVACLB45BHT	45 Low bench*	450	250	420
RVACB45BHT	45 High bench*	450	350	420
RVACLB100BHT	100 Low bench*	1000	250	420
RVACB100BHT	100 High bench*	1000	350	420
RVACLB120BHT	120 Low bench	1200	250	420
RVACB120BHT	120 High bench	1200	350	420
RVACLB140BHT	140 Low bench	1400	250	420
RVACB140BHT	140 High bench	1400	350	420
RVACLB180BHT	180 Low bench	1800	250	465
RVACB180BHT	180 High bench	1800	350	465

Deeper Bench Options (500mm Deep)

RVACLB120BHT	120 Low bench	1200	250	500
RVACB120BHT	120 High bench	1200	350	500
RVACLB140BHT	140 Low bench	1400	250	500
RVACB140BHT	140 High bench	1400	350	500
RVACLB180BHT	180 Low bench	1800	250	500
RVACB180BHT	180 High bench	1800	350	500

*Not compatible with Liberty 85 Electric Stoves

WIN

the cost of your product back!*

For further home inspiration you can **view real life installations** at our Customer Showcase page and share your thoughts and photos of your new stove or fire installation to enter our draw!

- We will publish your entry on our Customer Showcase
- You will be entered into a draw for the chance to win the cost of your product back
- **Gain a second entry** by registering your product online for your free extended warranty at gazco.com/registration



"Not only do I have a wonderful product, but they refunded the cost - in full!"



"We absolutely love our fire"

View real life installations and submit your review at gazco.com/customershowcase

* Terms and conditions apply. See online for details

eStudio electric fires



eStudio 165R with log-effect



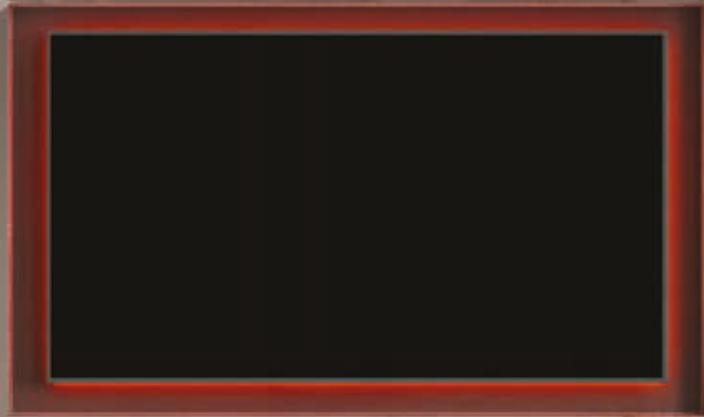
eStudio Arosa 140 Wall Mounted Electric Fire Suite

The Gazco electric fire collection also includes the eStudio range. Offering captivating flame and ember effects in a choice of colours, the eStudio features our immersive Chromalight LED System. Combining innovative lighting technology with various highly realistic fuel effect choices, eStudio fires bring stunning, atmospheric visuals to your living area. These designer electric fires present an array of sizes and installation choices, with Inset, Multi-Sided and wall mounted options to suit your home.

For more information on eStudio electric fires, please contact your local retailer or visit: www.gazco.com/brochures, where you can download the range's brochure.



Fusion Electric 150RW, installed as a single-sided fire.
Shown with optional mood lighting kit.



onyx

Electric Fires

The Stovax Heating Group also extends to our extraordinary Onyx brand, which includes a luxurious range of electric fires, from the gravity-defying Orbit through to the breathtaking realism of Avanti and Fusion electric fires.

The Fusion 150RW is brought to life by state-of-the-art Authentic Flame Technology, a crystal-clear immersive display of real flame imagery. With multiple flame options available, and an array of customisable visuals, you can set the perfect ambience for your home and mood.

Meanwhile, the Orbit delivers a dramatic suspended centrepiece, granting an expansive panoramic view of exposed flame visuals and lifelike oak log effects. It can be rotated up to 340° for a mesmerising experience from almost anywhere in the room.



Orbit Electric

The Avanti electric fire range features innovative lighting systems employing layer upon layer of visual technology to weave a palette of captivating flame and lighting effects, with each one highly customisable. Crisp flame visuals appear to dance and soar between true-to-life log effects, dynamically lit from all angles for absolute immersion.

Offering mesmerising flame and ember effects in a choice of colours, each of these designer electric fires features a version of the immersive Chromalight® LED flame and lighting technology.

Together, these fires present an array of sizes and installation choices, with single-sided, two-sided corner or three-sided panoramic to suit your home, and the Orbit able to be mounted to either flat or vaulted ceilings.

NOW
FEATURING
**LUXURY
LOGSCAPE**
REAL WOODLAND
LOG SET



For more information on these outstanding electric fires, please contact your local Onyx expert retailer or visit the website at onyxfires.com, where you can view and download the dedicated brochures.

Avanti 190RW with optional Logscape Log-effect, installed as a three-sided panoramic fire. Shown with optional Mood Lighting System.



Logic2 Electric Chartwell with Brushed Steel Effect Frame, Highlight Polished Front and Grey Pebble fuel bed on Amber flame setting. Shown with Claremont Limestone mantel, Stovax Burlington Cast front and Polished Insert Panel.



Liberty 85 Electric in Black with Log & Pebble fuel effect and Amber flame setting, on a 120 High Bench



Gazco Limited, Spitfire Avenue, Skypark, Clyst Honiton, Exeter, EX5 2FR
Tel: 01392 261900 • Trade Sales: 01392 261999 • Email: info@gazco.com
Export Sales: +44 1392 261990 • Export Email: exportsales@gazco.com

gazco.com   

Product Improvement and Photography

Gazco pursue a policy of continuous product improvement, therefore, whilst our products are correct at the time of the photography, we reserve the right to make alterations and amendments. Exact product details should be discussed with your retailer at the time of purchase. Owing to variations in studio lighting and printing inks, the colours of stoves illustrated in this brochure may differ slightly from actual models.

Paper sourced from sustainable forests and printed using vegetable-based inks. © Copyright Gazco Ltd 2024 E & O E



find your retailer
You can find your nearest retailer by
visiting: www.gazco.com/retailer

Your Gazco stockist:

GZELECTRIC0324

